



God Created the World

The Lesson Of The Story

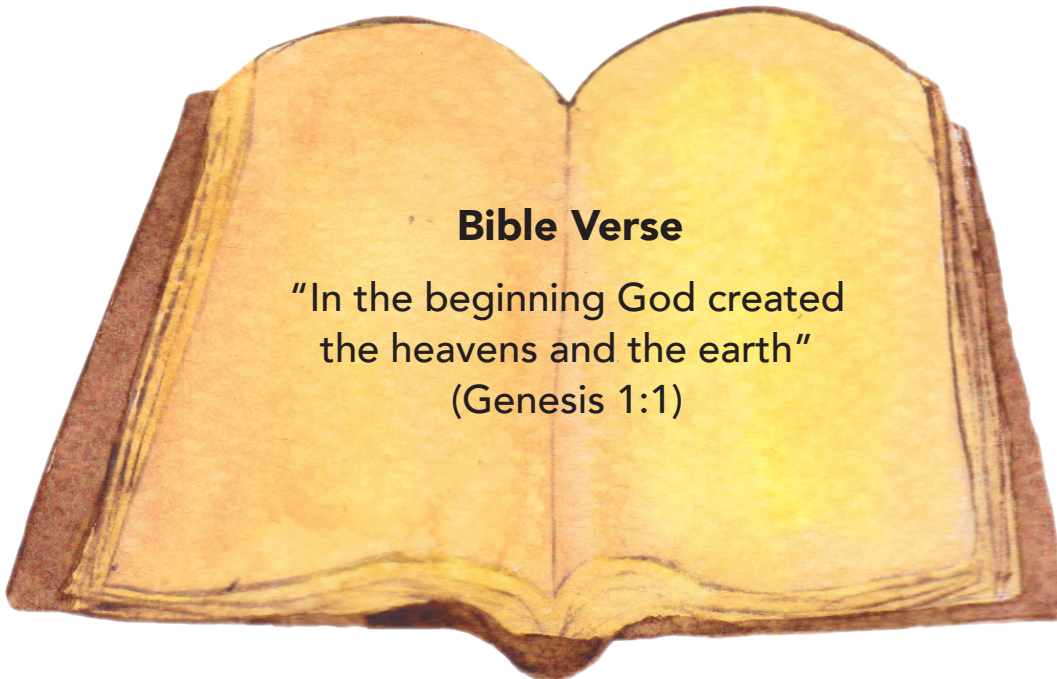
This week your children will learn the story of creation. Learning the creation story helps children build a strong biblical foundation they will carry with them for the rest of their lives. Even the youngest children can understand that God is the ultimate creator of everything and that everything he made was good. They will also learn that God rested from his work on the seventh day. Reiterate daily these key concepts of the story.

Key Concepts

- God is the creator of everything.
- Everything God made was good.
- God rested from his work on the seventh day.

Bible Verse


"In the beginning God created
the heavens and the earth"
(Genesis 1:1)



STORY TIME!

God Created the World (Genesis 1)

In the beginning God created the world. On day one God said, "Let there be light." God separated dark from light. On day two God made the beautiful sky. On day three God separated the seas from the dry land and covered the land with the plants and trees. On day four God filled the sky with sparkly things—the sun, the moon, and the stars.



On day five God made living creatures. He put swimming animals in the seas and made flying animals to fill the skies. Finally, on day six, God created all the land animals. He also made one man and one woman. God wanted the man and woman to take care of his world.



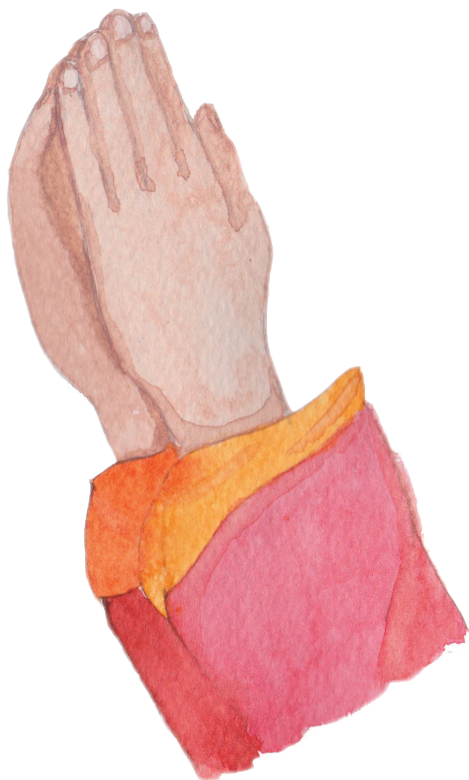
It took God six whole days to make everything. He looked around on the seventh morning, saw that his work was good, and decided to rest.

What Did You Learn?

Ask them these questions about the story:

- Who created the world?
- What are some things God created?
- What did God do on the seventh day?

PRAYER TIME!



Choose a prayer below or come up with another prayer relating to this week's story.

Sample Prayers

- Dear Jesus, thank you for your wonderful creations. Amen.
- Dear Jesus, help us take care of your beautiful world. Amen.
- Dear Jesus, thank you that everything you created was good. Amen.

RHYME TIME!

God made the seas, the land, and sky;

(Place your hands above your head.)

The plants, flowers, and trees so high.


(Stand on your toes.)

He made all creatures, big and small.

(Make your hands big and small.)

Give thanks to God; he made us all.

(Point to everyone.)





SONG TIME!

When God created the world, it was perfect. Everything was bright and beautiful. We can still see the beauty of God's perfect creation. The corresponding song for this week's story is "All Things Bright and Beautiful." You can do motions along with the song to keep the children engaged. If you know the song, you can sing it without the music, or you can scan the Quick Response code (QR code) to play the song on your device.



SCAN HERE



ALL THINGS BRIGHT AND BEAUTIFUL

CHORUS

All things bright and beautiful,
All creatures great and small.
All things wise and wonderful,
The Lord God made them all.

VERSE 1

Each little flower that opens,
Each little bird that sings.
He made their glowing colors,
He made their tiny wings.

(Chorus)

VERSE 2

The purple-headed mountain,
The river running by,
The sunset and the morning
That brighten up the sky.

(Chorus)



VERSE 3

The cold wind in the winter,
The pleasant summer sun.
The ripe fruits in the garden,
He made them, every one.

(Chorus)

VERSE 4

He gave us eyes to see them,
And lips that we might tell.
How great is God Almighty,
Who has made all things well.

How great is God almighty,
Who has made all things well.



ACTIVITY TIME!

Here are some fun activities to do during the week or after church. Try a few or do them all! Coloring sheets and craft materials are included with some activities. Feel free to use the optional materials suggested or add your own favorite materials for even more fun. For more free activities visit: www.bibletimefun.com/bible-activities.

ACTIVITY 1

The Goodness of God



Even though the world is not perfect (as it was when God created it), we can still see the goodness of God through his creations. In this activity, the children will search for God's goodness right in their backyard.

Directions

- Tell the children that nature is a great way to see how wonderful God truly is.
- Take a walk outside and see how many things the children can find that God made, like the animals, trees, and even the rocks. God's creations abound in their own backyard!

After the Activity

Remind the children that everything God made is good.



ACTIVITY 2

Sequence of Creation

God took six days to create the earth and everything in it. Then he set aside an entire day as special. In this activity, the children learn what God created on each day and why it's important to rest on the seventh day.

Materials

Sequence cards (included)

Directions

- These sequence cards are perfect for placing the days of creation in proper order. Each of the seven different cards reflects what was created that day.
- Have the children put the days of creation in the correct order.
- Tell the children that God made the Sabbath a special day to rest and think about him.

After the Activity

Remind the children that God rested on the seventh day.



ACTIVITY 3

Coloring Sheet


Let the children enjoy coloring as you remind them of this week's story.

Materials

Coloring sheet (included)

After the Activity

Remind the children that God's World is colorful and beautiful.





ACTIVITY 4

“God Created the World” Craft

When God spoke, things were created. This shows us the great and mighty power of God. This craft reminds the children that God is the creator of everything.

Materials

Glue

Sequins or Glitter (optional)

Directions

1. Paste the green construction pieces (land) on the blue circle (earth).
2. Paste the hands on the back side of the earth.
3. Decorate with glitter or sequins (optional).

After the Activity

Remind the children that God is the creator of everything.

